

# Feel

Un spa familiar.

**CÓDIGO 69122**

Ideal para **5 personas**

**5 posiciones** distintas

**2 tumbonas**

**3 asientos**

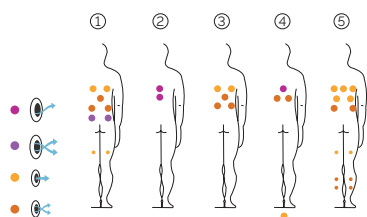

**Medidas:** 216 × 216 × 90 cm

**Volumen de agua:** 930 litros


**Peso:** Vacío 327 kg / Lleno 1.257 kg

**7 colores**


**5 tipos de masaje**



## ACABADOS CASCO (COLORES ACRÍLICO)



## ACABADOS REVESTIMIENTO DEL MUEBLE EXTERIOR



## AQUALIFE LINE

ES

AQUAVIA SPA

## CARACTERÍSTICAS TÉCNICAS

PRESTACIONES	
Total puntos de masaje	44
Jets masaje agua	32
Boquillas masaje aire	12
Cascadas	No disponible
Reposacabezas	3
Panel de Control Digital	Estándar
Clear Water System	Estándar
Estructura metálica	Estándar
Base ABS	Estándar
Energy Saving Cover	Estándar
EcoSpa	Opcional
Nordic Insulation System	Opcional
ACABADOS	
2 Focos LED	Opcional
1 Foco LED	Incluido
Bluetooth Audio	Opcional
Boquillas Inoxidable	Estándar
*Touch panel programable WiFi	Opcional
Sin revestimiento	Opcional
BOMBAS DE MASAJE	
Masaje de agua	1.800 W / 2,5 CV
Relax Impact Pump	400 W
FILTRACIÓN Y CALEFACCIÓN	
Bomba de recirculación	200 W
Calentador de agua	3.000 W
Tipo de filtro	Cartucho
CORRIENTE ELÉCTRICA	
Potencia requerida a 230 V (LOW/AMP)	4.000W / 14,6 A
Voltaje	230 V / 400 V III

## PRESTACIONES



## PRESTACIONES OPCIONALES



\*Para integrar la opción Touch Panel Programable Wifi, el spa debe incorporar Nordic Insulation System o EcoSpa e incluir la opción 2 focos LED

Como parte de nuestra política de mejoramiento continuo, nos reservamos el derecho de modificar el diseño y/o especificaciones sin previo aviso.

# Feel

A family hot tub.

CODE 69122

Ideal for 5 people

5 positions

2 lounger

3 seats

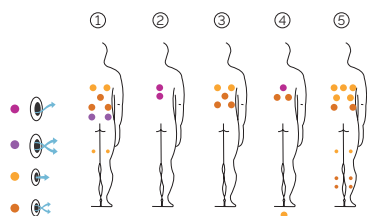

Measures: 216 x 216 x 90 cm

Water capacity (l): 930 liters


Weight: Empty 327 kg / Full 1.257 kg

7 colors


5 massages



## SHELL FINISHES (ACRYLIC COLORS)



## FURNITURE FINISHES (OUTDOOR CABINET)



## AQUALIFE LINE

EN

AQUAVIA SPA

## TECHNICAL SPECIFICATIONS

FEATURES	
Total massage points	44
Massage Jets	32
Air Nozzles	12
Waterfall	Not available
Headrests	3
Digital Control Panel	Standard
Clear Water System	Standard
Metal structure	Standard
ABS base	Standard
Energy Saving Cover	Standard
EcoSpa	Optional
Nordic Insulation System	Optional
FINISHES	
2 LED spotlights	Optional
1 LED spotlight	Included
Bluetooth Audio	Optional
Stainless Steel Nozzles	Standard
*Programmable Wi-Fi Touch Panel	Optional
Without cabinet	Optional
MASSAGE PUMPS	
Water massage	1.800 W / 2,5 CV
Relax Impact Pump	400 W
FILTRATION AND HEATING	
Recirculation pump	200 W
Water heater	3.000 W
Type of filter	Cartridge
POWER SUPPLY	
Power requirement to 230 V (LOW/AMP)	4.000W / 14,6 A
Voltage	230 V / 400 V III

## FEATURES



## OPTIONAL FEATURES



*"To integrate the Programmable Wi-Fi Touch Panel, the hot tub must incorporate the Nordic Insulation System or EcoSpa and include the option 2 LED spotlights"*

*According to our policy of constant evolution, we reserve the right to modify the specifications in part or in whole without forewarning.*

# Feel

Un spa familial.

CODE 69122

Idéal pour 5 personnes

5 positions

2 allongées

3 assises

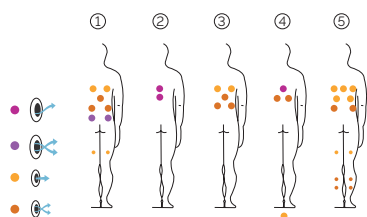

Dimensions: 216 x 216 x 90 cm

Volume Eau: 930 litres


Poids: Vide 327 kg / Plein 1.257 kg

7 couleurs


5 massages



## COULEURS ACRYLIQUE



## TYPE REVÊTEMENT MEUBLE EXTÉRIEUR



## AQUALIFE LINE

FR

AQUAVIA SPA

## CARACTÉRISTIQUES TECHNIQUES

PRESTATIONS	
Total Points de Massage	44
Jets massage	32
Buse air	12
Cascades Eau	Non disponible
Appui-tête	3
Boîtier de commande numérique	Équipement en série
Clear Water System	Équipement en série
Structure Métal	Équipement en série
Base ABS	Équipement en série
Energy Saving Cover	Équipement en série
EcoSpa	Option
Nordic Insulation System	Option
FINITIONS	
2 ampoules LED	Option
1 ampoule LED	Inclus
Bluetooth Audio	Option
Buses en acier inoxydable	Équipement en série
*Touch panel programmable WiFi	Option
Sans habillage	Option
POMPES DE MASSAGE	
Massage d'eau	1800 W / 2,5 CV
Relax Impact Pump	400 W
FILTRATION ET CHAUFFAGE	
Pompe de recirculation	200 W
Chauffage d'eau	3.000 W
Type de filtre	Cartouche
COURANT ÉLECTRIQUE	
Puissance maximale to 230 V (LOW/AMP)	4.000W / 14,6 A
Tension	230 V / 400 V III

## PRESTATIONS



## PRESTATIONS OPTIONNELLES



\*Pour intégrer l'option Touch Panel Programmable Wifi, le spa doit intégrer le Nordic Insulation System ou EcoSpa et inclure l'option de 2 spots LED.

Dans le cadre de notre politique d'améliorations constantes, nous nous réservons le droit de modifier/d'amender nos spécifications n'importe quand et sans aucun préavis.



# Feel

Einen Familien Whirlpool.

CODE 69122

Ideal für 5 Personen

5 Positionen

2 Liege

3 Sitzen

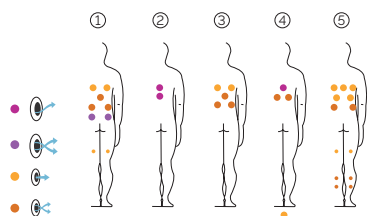
Abmasse: 216 x 216 x 90 cm

Volumen (l): 930 liter


Gewicht: Leer 327 kg / Befüllt 1.257 kg

7 Farben


5 Massagen



## ACRYLFARBEN



## VERKLEIDUNGSTYP Außenrahmen



## AQUALIFE LINE

DE

AQUAVIA SPA

## AUSSTATTUNG

LEISTUNGEN	
Massagepunkte gesamt	44
Massagedüsen	32
Luftdüsen	12
Wasserfälle	Nicht verfügbar
Kopfstützen	3
Panel de Control Digital	Serienausstattung
Clear Water System	Serienausstattung
Metallrahmen	Serienausstattung
ABS-Platte	Serienausstattung
Energy Saving Cover	Serienausstattung
EcoSpa	Option
Nordic Insulation System	Option
UNTERHALTUNG	
2 LED-Strahler	Option
1 LED-Strahler	Enthalten
Bluetooth Audio	Option
Düsen Edelstahl	Serienausstattung
*Programmierbares WLAN-Tastfeld	Option
Ohne Rahmen	Option
MASSAGEPUMPEN	
Wassermassage / Jetpumpe	1.800 W / 2,5 CV
Relax Impact Pump / Gebläse	400 W
FILTER UND HEIZUNG	
Silent Pump / Umwälzpumpe	200 W
Wassrerhitzer	3.000 W
Filtertyp	Kartuschenfilter
ELEKTRISCHE SPANNUNG	
Leistung Option niedrige Stromstärke(W)/(A)230 V	4.000W / 14,6 A
Stromspannung	230 V / 400 V III

## LEISTUNGEN



## OPTIONALE LEISTUNGEN



\*Um die Option Programmierbares WLAN-Tastfeld zu integrieren, muss das Spa über Nordic Insulation System oder EcoSpa verfügen und die Option 2 LED-Strahler enthalten.

Im Rahmen unserer Bemühungen um ständige Verbesserungen behalten wir uns das Recht vor, ohne weitere Bekanntmachungen Änderungen an der Konstruktion und den technischen Daten vorzunehmen.

# Feel

Una minipiscina per famiglie.

**CODICE 69122**

Ideale per **5 persone**

**5 posizioni**

**2 sdraiato**

**3 seduto**

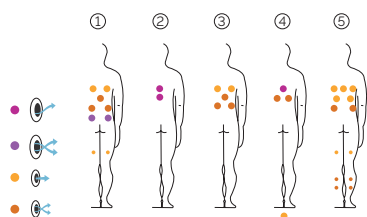

Misure: 216 x 216 x 90 cm

Volumen acqua: 930 litri


Peso: Vuota 327 kg / Piena 1.257 kg

**7 colori**


**5 massaggi**



## COLORI SUPERFICIE ACRILICA



## TIPO DI RIVESTIMENTO DEL MOBILE ESTERNO



## AQUALIFE LINE

IT

AQUAVIA SPA

## CARATTERISTICHE TECNICHE

PRESTAZIONI	
Totale punti di massaggio	44
Getti di massaggio	32
Bocchette di aria	12
Cascate d'acqua	Non disponibile
Poggiatesta	3
Pannello di controllo digitale	Equipaggiamento di serie
Clear Water System	Equipaggiamento di serie
Struttura metallica	Equipaggiamento di serie
Base ABS	Equipaggiamento di serie
Energy Saving Cover	Equipaggiamento di serie
EcoSpa	Opzionale
Nordic Insulation System	Opzionale
FINITURE	
2 luci LED	Opzionale
1 luce LED	Incluso
Bluetooth Audio	Opzionale
Jet/Bocchette Inossidabile	Equipaggiamento di serie
*Touch Panel programmabile WiFi	Opzionale
Senza rivestimento	Opzionale
POMPE DI MASSAGGIO	
Massaggio ad acqua	1.800 W / 2,5 CV
Relax Impact Pump	400 W
FILTRAGGIO E RISCALDAMENTO	
Pompa di ricircolo	200 W
Scaldaacqua	3.000 W
Tipo di filtro	Cartuccia
CORRENTE ELETTRICA	
Potenza necessaria a 230 V (LOW/AMP)	4.000W / 14,6 A
Tensione	230 V / 400 V III

## PRESTAZIONI



## PRESTAZIONI ADDIZIONALI



\*Per integrare l'opzione Touch Panel programmabile WiFi, la spa deve incorporare Nordic Insulation System o EcoSpa e includere l'opzione 2 luci LED

Come parte della nostra politica di miglioramento continuo, ci riserviamo il diritto di modificare il design e/o le specifiche tecniche senza preavviso.